

REGULAMENTO COMPLEMENTAR

Vistoria de Chassi antes da largada tecnica.

Intervalo de 40 segundos para categoria MASTER e 20 segundos para as demais categorias

NEUTRO PRINCIPAL
COM 62,65 km

2º NEUTRO ABASTECIMENTO
COM 106,50 km

TOTAL DE PROVA
COM 142,72 km

PRESERVE O VERDE E RESPEITE AS PROPRIEDADES ALHEIAS. TODAS AS ESTRADAS ESTÃO ABERTAS AO TRANSITO. MUITO CUIDADO NAS TRAVESSIAS DA RODOVIA.

BANDEIRAS:
AMARELA = SIGA
VERMELHA = PERIGO

MÉDIAS:
SECO
A = MASTER / SENIOR
B = OVER / JUNIOR
C = NOVATO / TURISMO

CHUVA
B = MASTER / SENIOR
C = OVER / JUNIOR / NOVATO /TURISMO

Tempo de Prova

MAS / SEN	05:23:58
OVR / JUN	05:30:20
NOV / TUR	05:46:22



AFERIÇÃO CANTO DA CERCA

0,00			
	1	F	Afer

AFERIÇÃO 1.059 km

NO POSTE

1,059			
	2		Afer



Início de Prova BOMBA DE DIESEL

0,00		8'	0.00.00
		8'	0.00.00
		8'	0.00.00
	3	D	T1

BORRACHARIA

0,08			
	4		T1

1,18			
	5		T1

2,04			
	6		T1

2,09			
	7		T1

4,03		8		
				T1
4,32		9		
				T1
4,77		10		
				T1
4,80		11		
				T1
4,94		8'	0.08.00	
		8'	0.08.00	
		8'	0.08.00	
0,00		12		D T2
0,11		13		T2
0,46		14		T2
0,50		15		T2
0,55		16		T2
1,39		17		T2
1,79		18		T2
2,65		19		T2
3,28		20		T2



ATENÇÃO

CUIDADO

PERIGO

Enduro Tamarana		4/43	
3,62		21	T2
4,27		22	T2
5,49		23	T2
6,43		24	T2
6,51		54 0.16.00 51 0.16.00 48 0.16.00	T3
0,00		V	T3
0,55		25	
0,55		26	T3
1,29		27	T3
2,05		28	T3
2,43		29	T3
2,65		30	T3
3,22		31	T3
4,07		32	T3
4,84		33	T3

Enduro Tamarana		5/43	
5,25		34	T3
6,34		35	T3
6,48		36	T3
7,38		37	T3
7,67		51 0.24.31 48 0.25.01 45 0.25.35	T4
0,00		V	T4
1,17		38	
1,17		39	T4
1,95		40	T4
3,66		41	T4
4,10		42	T4
4,66		43	T4
4,72		39 0.30.05 36 0.30.55 33 0.31.53	T5
0,00		V	T5
0,50		44	
0,50		45	T5
0,75		46	T5

Enduro Tamarana		6/43	
1,92		47	T5
2,10		48	T5
2,32		49	T5
2,57		50	T5
3,00		51	T5
3,43		52	T5
3,49		53	T5
3,90		54	T5
ATT. M.S.C.			
4,09		55	T5
4,33		56	T5
5,18		57	T5
5,24		58	T5
5,66		59	T5

Enduro Tamarana		7/43	
5,69		3' 0.38.50 2' 0.40.24 2' 0.42.14	
0,00	N	39 0.41.50 36 0.42.24 33 0.44.14	
0,95			T7
1,15			T7
1,35			T7
1,68			T7
EROSÃO			
2,80		18 0.46.08 15 0.47.04 12 0.49.19	
2,87			T8
2,96			T8
3,01		39 0.46.50 36 0.47.55 33 0.50.22	
3,11			T9
3,29			T9
3,93			T9

Enduro Tamarana		8/43	
4,22		33 0.48.42 30 0.49.56 27 0.52.34	
0,00		V T10	
0,14			T10
0,57			T10
NO COQUEIRO			
0,72			T10
0,74			T10
CONTORNE A MATA			
0,95			T10
1,15			T10
1,45			T10
1,58			T10
2,08		39 0.52.29 36 0.54.05 33 0.57.11	
2,67			T11
2,95		54 0.53.49 51 0.55.32 48 0.58.46	
0,00		V T12	

Enduro Tamarana		9/43	
1,33		21 0.55.18 18 0.57.06 15 1.00.26	
1,49		V T13	
1,55		33 0.55.55 30 0.57.50 27 1.01.19	
1,90		V T14	
2,15		39 0.57.01 36 0.59.02 33 1.02.39	
2,20		V T15	
3,09		54 0.58.28 51 1.00.36 48 1.04.21	
0,00		V T16	
1,33		39 0.59.56 36 1.02.10 33 1.06.01	
1,51		V T17	
1,66			T17
1,78			T17
1,82			T17
1,94			T17
ATENÇÃO NAVEGAÇÃO			

Enduro Tamarana		10/43	
2,11		30 27 24	1.01.08 1.03.28 1.07.26
		V	T18
2,13		99	T18
2,15		100	T18
2,16		101	T18
2,18		102	T18
2,33		103	T18
2,34		104	T18
2,36		105	T18
2,52		106	T18
2,53		107	T18
2,55		108	T18
2,70		109	T18
2,75		110	T18
2,80		111	T18




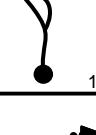

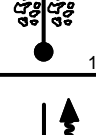
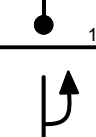


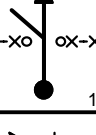
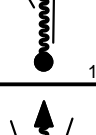
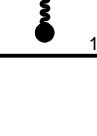

Enduro Tamarana		11/43	
2,83		112	T18
3,12		113	T18
3,20		114	T18
3,32		115	T18
3,34		116	T18
3,44		117	T18
3,64		118	T18
BEIRE A PLANTAÇÃO			
3,67		119	T18
3,85		120	T18
3,88		121	T18
3,95		122	T18
4,04		123	T18
4,32		124	T18


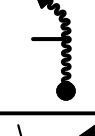
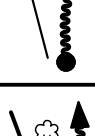




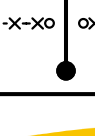



Enduro Tamarana		12/43	
4,40		125	T18
4,51		126	T18
4,63		127	T18
4,68		128	T18
4,97		129	T18
5,16		3' 2' 2'	1.07.14 1.10.15 1.15.04
		N	T19
0,00	N	54 51 48	1.10.14 1.12.15 1.17.04
		V	T20
2,00		132	T20
2,84		133	T20
2,96		134	T20
3,46		135	T20
4,61		27 24 21	1.15.22 1.17.40 1.22.49
0,00		V	T21
0,06		136	
		137	T21


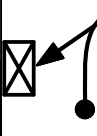

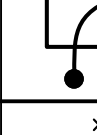

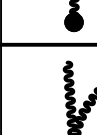



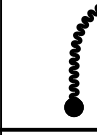

Enduro Tamarana		13/43	
0,08			T21
0,10			T21
0,13			T21
TOCO			
0,26			T21
CONTORNE A MATA			
0,35			T21
0,39			T21
0,43			T21
PELO TRIO			
0,49			T21
0,63			T21
TOCO			
0,78			T21
EROSÃO			
0,87			T21
0,92			T21
BEIRE A MATA			



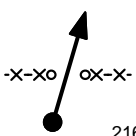

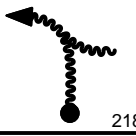
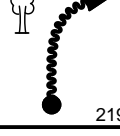

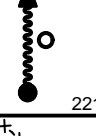
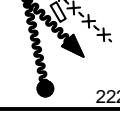


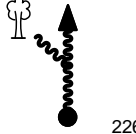
Enduro Tamarana		14/43	
0,96			T21
0,97			T21
1,18			T21
1,24			T21
1,31			T21
1,33			T21
1,59			T21
1,99			T21
2,22			T21
2,26			T21
2,31			T21
2,45			T21
ATENÇÃO			
2,52			T21


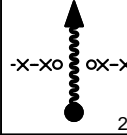
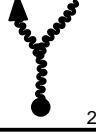
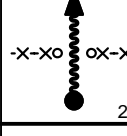
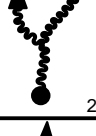



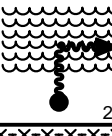
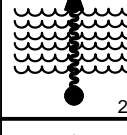
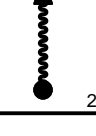

Enduro Tamarana		15/43	
2,59			T21
2,66		9 1.21.16 9 1.24.19 9 1.30.25 V T22	
2,67			T22
2,71			T22
2,73		30 1.21.44 27 1.24.47 24 1.30.53 V T23	
EM DIREÇÃO A ARVORE			
2,75			T23
2,80			T23
NA ABANDONADA			
2,86			T23
3,20		2' 1.22.41 2' 1.25.50 2' 1.32.04 N T24	
3,20	N	15 1.24.41 12 1.27.50 9 1.34.04 V T25	
3,32			T25
3,35			T25
3,40			T25

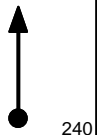
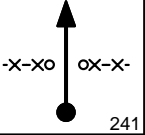
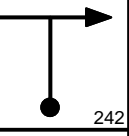
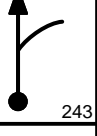
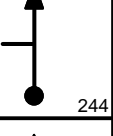
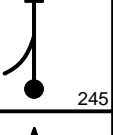
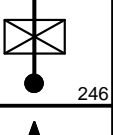
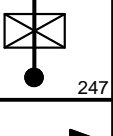
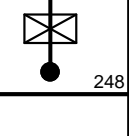
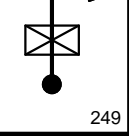

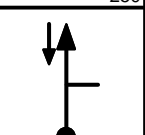
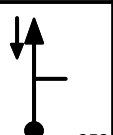

Enduro Tamarana		16/43	
3,44		176	T25
PEDRAS			
3,58		177	T25
3,67		178	T25
3,69		179	T25
3,73		180	T25
GAZZZZZ, PEDRAS			
3,86		181	T25
4,00		182	T25
4,17		183	T25
4,25		184	T25
4,31		185	T25
4,33		186	T26
4,35		187	T26
4,40		188	T26

Enduro Tamarana		17/43	
4,43		189	T26
4,47		190	T26
4,54		191	T26
4,59		192	T26
4,60		193	T26
4,62		194	T26
4,70		195	T27
4,84		196	T27
5,05		197	T28
TOTEM			
0,00	N	198	T29
0,03		199	T29
0,25		200	T29

Enduro Tamarana		18/43	
0,79		201	T29
1,03		202	T30
0,00		203	T30
0,03		204	T30
0,06		205	T30
0,08		206	T30
0,12		207	T30
0,14		208	T30
0,16		209	T30
PELO TRIO			
0,23		210	T30
0,32		211	T30
DESCE			
0,39		212	T30
0,42		213	T30
0,45		214	T30

Enduro Tamarana		19/43	
0,49		214	T30
SUBA			
0,56		215	T30
0,59		18 15 12 V	1.48.32 1.53.10 2.01.44 T31
0,86		30 27 24 V	1.49.26 1.54.15 2.03.05 T32
0,92		218	T32
0,96		219	T32
0,97		220	T32
1,01		221	T32
1,19		3' 2' 2' N	1.50.06 1.54.59 2.03.55 T33
1,19	N	21 18 15 V	1.53.06 1.56.59 2.05.55 T34
ATENÇÃO P/NAVEGAÇÃO			
1,51		224	T34
1,56		225	T34
PÉ DE LIMÃO			
1,77		226	T34


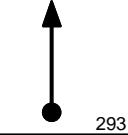
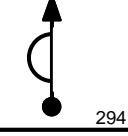
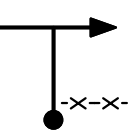


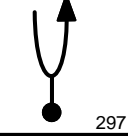
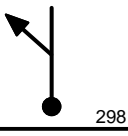
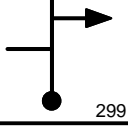
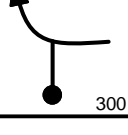
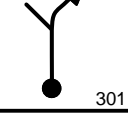
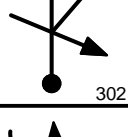
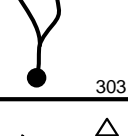
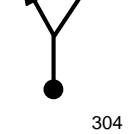

Enduro Tamarana		20/43	
1,80		227	T34
1,94		12 9 9 V	1.55.14 1.59.29 2.08.55 T35
1,95		229	T35
2,00		230	T35
2,06		231	T35
2,16		232	T35
DESCIDA			
2,26		233	T35
2,39		234	T35
NO RIO			
2,40		235	T35
2,44		236	T35
2,47		5' 4' 3' N	1.57.53 2.03.01 2.12.27 T36
2,47	N	36 33 30 V	2.02.53 2.07.01 2.15.27 T37
EROSÃO			
2,69		239	T37
PELA ABANDONADA			

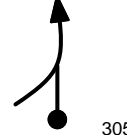
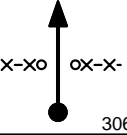
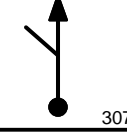
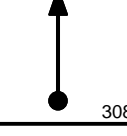
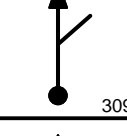
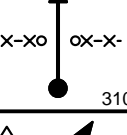
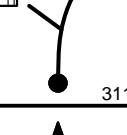
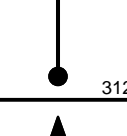
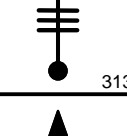
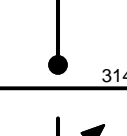
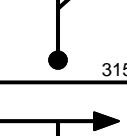
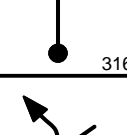
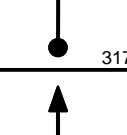
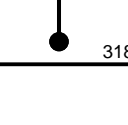
Enduro Tamarana		21/43	
2,80		240	T37
3,32		241	T37
3,57		242	T37
3,60		243	T37
3,63		244	T37
3,81		45 42 39 V	2.05.07 2.09.27 2.18.08 T38
4,25		246	T38
4,70		247	T38
5,14		248	T38
5,20		54 51 48 V	2.06.58 2.11.26 2.20.16 T39
0,00		249	T39
MOTO SENTIDO CONTRÁRIO			
1,65		30 27 24 V	2.08.48 2.13.23 2.22.20 T40
2,34		251	T40
2,41		252	T40

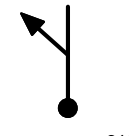

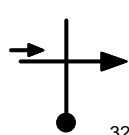
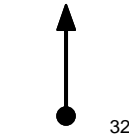
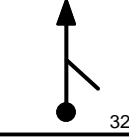
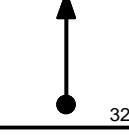
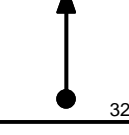
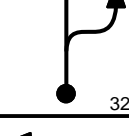
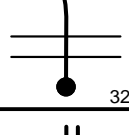
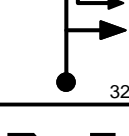

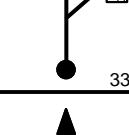


Enduro Tamarana		22/43	
2,63		54 2.10.46	
0,00		51 2.15.33	
		48 2.24.47	
		V T41	
2,11			
			T41
2,40			
			T41
3,39			
			T41
4,08			
			T41
4,12		30' 2.15.21	
		25' 2.20.24	
		20' 2.29.56	
		N T42	
0,00	N	48 2.45.21	
		45 2.45.24	
		42 2.49.56	
		V T43	
0,22			
			T43
0,34			
			T43
0,75			
			T43
0,93			
			T43
1,37			
			T43

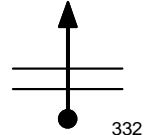
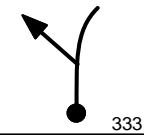
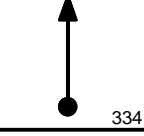
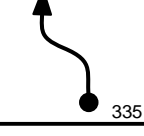
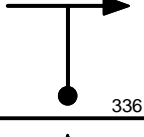
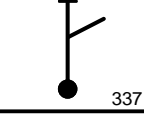
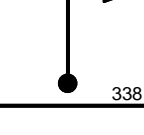
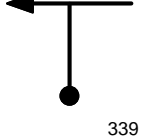
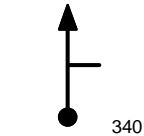
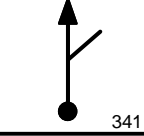
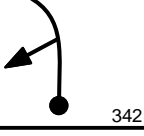
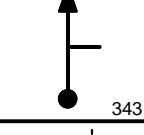
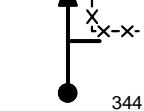

Enduro Tamarana		23/43	
1,61			
		265	T43
2,41			
		266	T43
2,62		45 2.48.37	
		42 2.48.54	
		39 2.53.40	
0,00		V T44	
0,67			
		268	T44
1,02			
		269	T44
1,12			
		270	T44
1,17			
		271	T44
2,84			
		272	T44
3,25			
		273	T44
3,32			
		274	T44
3,45		39 2.53.13	
		36 2.53.50	
		33 2.58.59	
		V T45	
4,23		33 2.54.25	
		30 2.55.08	
		27 3.00.24	
0,00		V T46	
0,31			
		277	T46

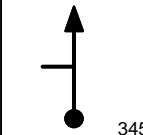
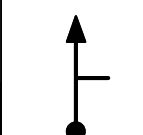
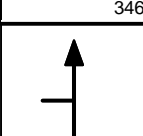
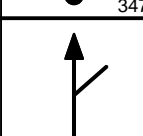
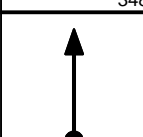
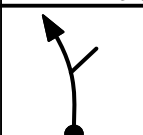
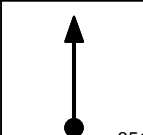

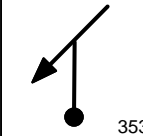
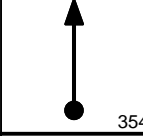
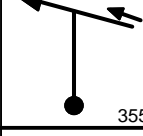
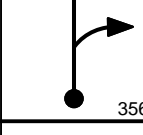
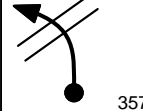

Enduro Tamarana		24/43	
0,47			
		278	T46
0,87			
		279	T46
1,08			
		280	T46
1,26		39 2.56.43	
		36 2.57.39	
		33 3.03.12	
		V T47	
1,87			
		282	T47
2,10		33 2.58.00	
		30 2.59.03	
		27 3.04.44	
		V T48	
2,31			
		284	T48
2,47		3' 2.58.40	
		2' 2.59.47	
		2' 3.05.33	
		N T49	
0,00	N	36 3.01.40	
		33 3.01.47	
		30 3.07.33	
		V T50	
0,18			
		287	T50
0,35			
		288	T50
0,58			
		289	T50
0,80		24 3.03.00	
		21 3.03.14	
		18 3.09.09	
		V T51	
1,13		36 3.03.50	
		33 3.04.11	
		30 3.10.15	
		V T52	

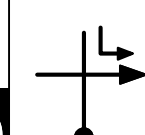
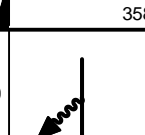
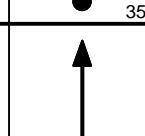
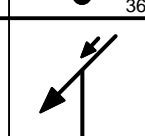
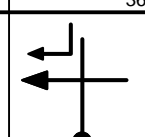
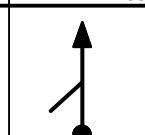
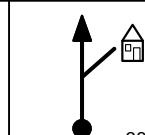
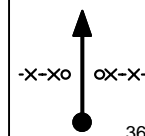
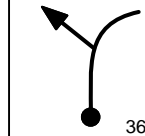
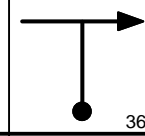
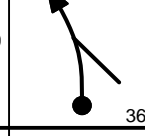
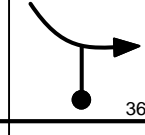
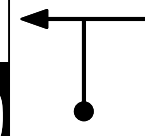

Enduro Tamarana		25/43	
1,71			T52
2,10			T52
3,23			T52
3,30		54 3.07.27 51 3.08.08 48 3.14.35	V T53
0,00			
0,49			T53
0,79			T53
1,94			T53
3,45			T53
4,67		33 3.12.38 30 3.13.37 27 3.20.26	V T54
5,35			T54
5,72			T54
6,07			T54
6,26		39 3.15.32 36 3.16.48 33 3.23.58	V T55
0,00			

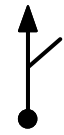



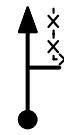

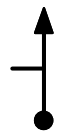





Enduro Tamarana		26/43	
0,06			T55
0,28			T55
0,74			T55
0,90		27 3.16.55 24 3.18.18 21 3.25.36	V T56
1,36			T56
1,60			T56
1,98			T56
2,70			T56
2,79			T56
2,88			T56
3,13			T56
3,16		33 3.21.56 30 3.23.57 27 3.32.03	V T57
3,77			T57
3,82			T57

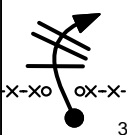





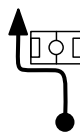
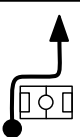
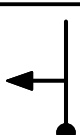
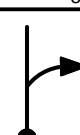

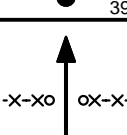

Enduro Tamarana		27/43	
ATENÇÃO			
4,24		33 3.23.54 30 3.26.07 27 3.34.27	V T58
0,00			
0,58			T58
0,63			T58
1,10			T58
1,13			T58
1,61			T58
1,80			T58
1,96			T58
1,98			T58
2,02		5' 3.27.34 4' 3.30.09 3' 3.38.56	N T59
0,00		36 3.32.34 33 3.34.09 30 3.41.56	V T60
0,23			T60
0,55		24 3.33.29 21 3.35.09 18 3.43.02	V T61

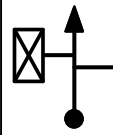

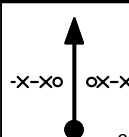
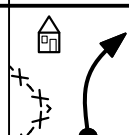
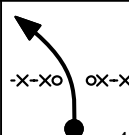
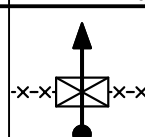
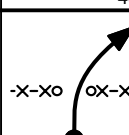

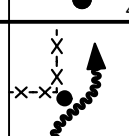
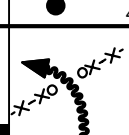



Enduro Tamarana		28/43	
0,77		36 3.34.02 33 3.35.47 30 3.43.46 V	T62
1,34			T62
2,00			T62
2,07			T62
2,31		39 3.36.36 36 3.38.35 33 3.46.51 V	T63
3,05			T63
3,29			T63
3,81		54 3.38.55 51 3.41.05 48 3.49.35 V	T64
0,00			
0,80			T64
1,60			T64
2,11			T64
3,12			T64
3,79			T64

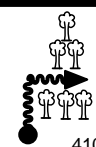










Enduro Tamarana		29/43	
4,18			T64
4,25		39 3.43.38 36 3.46.05 33 3.54.54 V	T65
0,00			
0,92			T65
1,25			T65
1,37			T65
1,41			T65
2,40			T65
3,00			T65
3,13			T65
3,43			T65
3,49		33 3.49.00 30 3.51.54 27 4.01.14 V	T66
4,34			T66
4,35			T66

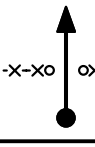

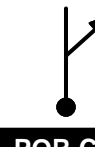

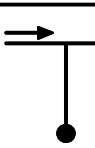

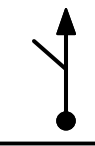
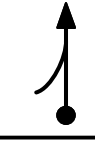
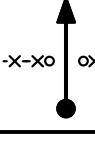
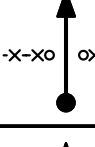
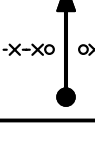
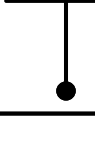


Enduro Tamarana		30/43	
4,41		36 3.50.41 33 3.53.44 30 4.03.17 V	T67
0,00			
0,06			T67
0,12			T67
0,19			T67
0,31			T67
0,37			T67
0,54		24 3.51.35 21 3.54.43 18 4.04.22 V	T68
1,10		36 3.52.59 33 3.56.19 30 4.06.14 V	T69
1,65			T69
2,63		39 3.55.32 36 3.59.06 33 4.09.17 V	T70
3,36			T70
3,61			T70
4,12		57 3.57.49 54 4.01.35 51 4.12.00 V	T71
0,00			


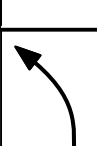
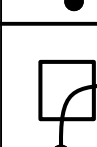







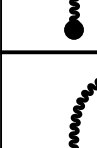
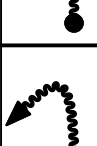
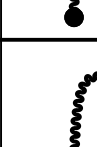
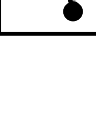
Enduro Tamarana		31/43	
1,60		371	T71
ABASTEÇA			
2,12		10'	4.00.03
		10'	4.03.56
		10'	4.14.30
		N	T72
			
2,12	N	54	4.10.03
		51	4.13.56
		48	4.24.30
		V	T73
3,10		374	T73
3,78		375	T73
4,25		39	4.12.25
		36	4.16.27
		33	4.27.09
0,00		V	T74
0,92		377	T74
1,25		33	4.14.20
		30	4.18.32
		27	4.29.26
		V	T75
1,52		21	4.14.50
		18	4.19.04
		15	4.30.02
		V	T76
2,00		380	T76
2,20		381	T76
2,50		382	T76

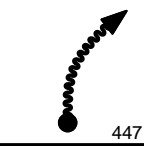
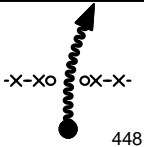

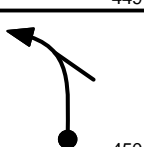
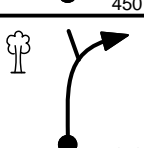
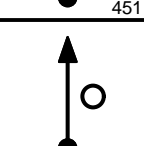
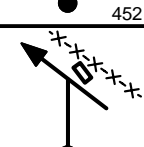

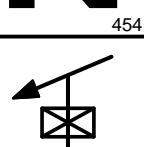
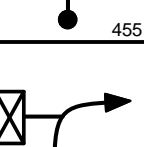

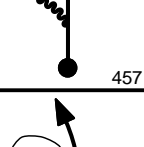
Enduro Tamarana		32/43	
2,66		383	T76
2,68		384	T76
2,71		3'	4.18.14
		2'	4.23.02
		2'	4.34.47
		N	T77
0,00	N	39	4.21.14
		36	4.25.02
		33	4.36.47
		V	T78
0,31		387	T78
0,99		388	T78
1,27		389	T78
1,61		390	T78
1,71		391	T78
1,78		392	T78
1,96		393	T78
2,08		394	T78
2,14		395	T78
2,30		396	T78

Enduro Tamarana		33/43	
2,77		397	T78
3,03		21	4.25.54
		18	4.30.05
		15	4.42.18
		V	T79
3,09		399	T79
3,15		400	T79
3,20		401	T79
3,24		402	T79
3,35		403	T79
3,51		404	T79
3,55		405	T79
3,71		9	4.27.50
		9	4.32.21
		9	4.45.01
		V	T80
0,00		406	
0,08		407	T80
ATENÇÃO P/NAVEGAÇÃO			
0,10		408	T80
ENTRE NA MATA			
0,14		409	T80

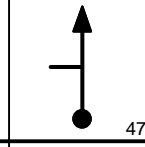
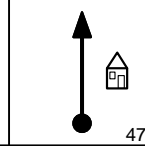
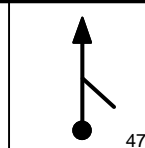
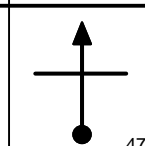
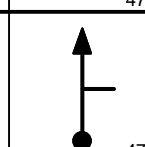
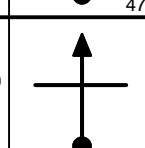
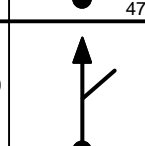
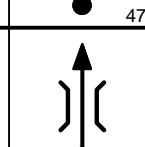

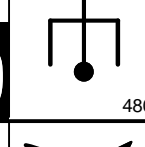
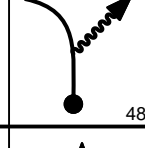
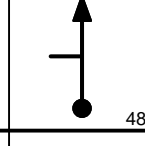
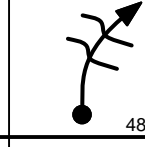
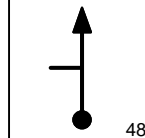
Enduro Tamarana		34/43	
DESCE			
0,17			T80
0,35			T80
EROSÃO			
0,40			T80
0,44			T80
0,55			T80
0,57			T80
SUBA			
0,58			T80
PELA ABANDONADA			
0,60		4' 4.31.50 3' 4.36.21 3' 4.49.01 N T81	
0,60		39 4.35.50 36 4.39.21 33 4.52.01 V T82	
0,64			T82
PELA ABANDONADA			
0,76			T82

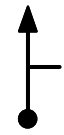
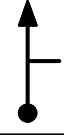
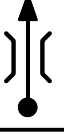
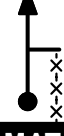
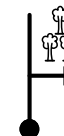


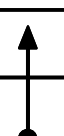




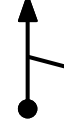

Enduro Tamarana		35/43	
1,46			T82
1,70			T82
1,73		24 4.37.34 21 4.41.14 18 4.54.04 V T83	
POR CIMA			
1,80			T83
1,89		39 4.37.58 36 4.41.42 33 4.54.36 V T84	
1,91			T84
1,94			T84
2,13		48 4.38.21 45 4.42.06 42 4.55.02 V T85	
2,56			T85
2,85			T85
3,02			T85
3,47			T85
3,53		57 4.40.06 54 4.43.58 51 4.57.02 V T86	
0,00			









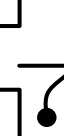





Enduro Tamarana		36/43	
1,67		9 4.41.51 9 4.45.49 9 4.59.00 V T87	
0,00			
0,03			T87
0,06			T87
0,08			T87
0,12			T87
0,14			T87
0,16			T87
PELO TRIO			
0,23			T87
0,32			T87
DESCE			
0,39			T87
0,42			T87
0,45			T87
0,49			T87











Enduro Tamarana		37/43	
SUBA			
0,56		447	T87
0,59		18 4.45.47 15 4.49.45 12 5.02.56 V	T88
0,86		30 4.46.41 27 4.50.50 24 5.04.17 V	T89
0,92		450	T89
0,96		451	T89
1,01		452	T89
1,19		3' 4.47.21 3' 4.51.34 3' 5.05.07 N	T90
0,00	N	48 4.50.21 45 4.54.34 42 5.08.07 V	T91
0,05		455	T91
1,05		456	T91
ATÉ O LAGO			
1,13		33 4.51.45 30 4.56.04 27 5.09.44 V	T92
1,17		458	T92
BEIRE A MATA			
1,26		459	T92
EROSÃO			

Enduro Tamarana		38/43	
1,43		460	T92
1,65		461	T92
1,72		462	T92
1,77		463	T92
1,88		464	T92
1,91		465	T92
EROSÃO, SIGA P/ESQUERDA			
1,93		466	T92
RETO ATÉ A ESTRADA			
1,97		467	T92
2,03		48 4.53.24 45 4.57.52 42 5.11.44 V	T93
NA ESTRADA			
2,06		469	T93
2,99		470	T93
3,02		57 4.54.38 54 4.59.11 51 5.13.09 V	T94
0,00		471	

Enduro Tamarana		39/43	
1,31		472	T94
2,01		473	T94
2,07		474	T94
4,18		475	T94
4,90		476	T94
5,76		477	T94
6,76		478	T94
7,51		479	T94
ASFALTO			
8,05		57 5.03.06 54 5.08.08 51 5.22.37 V	T95
0,00		480	
0,57		481	T95
1,17		482	T95
1,32		483	T95
2,42		484	T95

Enduro Tamarana		40/43	
3,20		485	T95
3,80		486	T95
4,72		487	T95
4,97		488	T95
MATA			
5,48		33 5.08.52 30 5.14.13 27 5.29.04	V T96
0,00		489	
0,14		490	T96
0,57		48 5.09.55 45 5.15.22 42 5.30.20	V T97
0,85		492	T97
1,10		493	T97
1,36		494	T97
1,52		57 5.11.06 54 5.16.38 51 5.31.41	V T98
1,78		496	T98
1,93		497	T98

Enduro Tamarana		41/43	
2,39		498	T98
3,40		57 5.13.05 54 5.18.43 51 5.33.54	V T99
0,00		499	
0,61		500	T99
1,27		501	T99
1,65		502	T99
2,89		503	T99
3,48		504	T99
3,80		36 5.17.05 33 5.22.56 30 5.38.22	V T100
4,32		506	T100
4,51		507	T100
4,63		508	T100
4,85		509	T100
4,91		510	T100

Enduro Tamarana		42/43	
5,23		48 5.19.28 45 5.25.32 42 5.41.14	V T101
6,33		512	T101
6,51		513	T101
6,63		514	T101
6,73		515	T101
7,45		516	T101
8,02		517	T101
8,54		518	T101
8,69		519	T101
POSTO BENGALA			
8,83		0' 5.23.58 0' 5.30.20 0' 5.46.22	N T102
FAVOR ENTREGAR OS GPS NO RESTURANTE. OBRIGADO!!!!			
FIM DA PROVA !!			



Planilha gerada pelo
programa TotemPlanilha que
foi criado pela Totem.

ESTA É UMA DAS FORMAS
QUE A TOTEM PARTICIPA DA
EVOLUÇÃO DO OFF ROAD.

WWW.TOTEMONLINE.COM.BR

EndurodeTamarana2010.pla

ADCB5245B905

v5.39

Próximos Eventos